


Allen Key



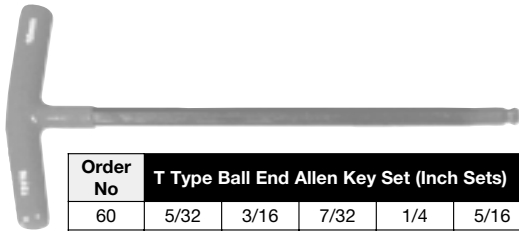
Screw Driver Ball End Allen Key



Ball End Allen Key

Order No	Blade Length (Inch Size)		Order No	Blade Length (MM Size)	
	inch	mm		inch	mm
.050	3.2	81	1.27	3.2	81
1/16	3.3	83	1.5	3.4	86
5/64	3.5	88	2	3.5	89
3/32	3.7	94	2.5	3.9	99
7/64	2.9	73	3	3.3	81
1/8	3.1	78	3.5	3.5	89
9/64	3.3	83	4	3.8	97
5/32	3.5	88	4.5	4.3	109
3/16	3.8	96	5	4.3	109
7/32	4.2	106	5.5	5.0	127
1/4	4.7	119	6	5.4	137
5/16	5.6	142	7	5.7	145
3/8	6.5	165	8	6.4	163
7/16	7.6	193	9	6.9	175
1/2	8.5	215	10	7.3	185

Order No	Blade Length (Inch Size)		Order No	Blade Length (MM Size)	
	inch	mm		inch	mm
.050	2.8	71	1.27	2.8	71
1/16	3.0	76	1.5	3.0	76
5/64	3.2	81	2	3.2	81
3/32	3.4	86	2.5	3.5	89
7/64	3.6	91	3	3.9	99
1/8	3.8	97	3.5	4.0	102
9/64	3.9	99	4	4.3	109
5/32	4.1	104	4.5	4.7	119
3/16	4.5	114	5	5.0	127
7/32	4.9	124	5.5	5.5	140
1/4	5.2	132	6	5.9	150
5/16	6.0	152	7	6.0	152
3/8	6.8	173	8	6.7	170
7/16	7.5	191	9	7.1	180
1/2	8.3	211	10	7.4	188
9/16	9.0	229	11	7.9	201
5/8	9.8	249	12	8.7	221
3/4	11.3	287	14	10.2	259
			17	11.0	279
			19	11.6	295




T Type Ball End Allen Key

Order No	T Type Ball End Allen Key Set (Inch Sets)										
60	5/32	3/16	7/32	1/4	5/16	3/8					
10	3/32*	7/64*	1/8*	9/64*	5/32	3/16	7/32	1/4	5/16	3/8	
Order No	T Type Ball End Allen Key (MM Sets)										
50	4	5	6	8	10						
70	2.5*	3*	4	5	6	8	10				

* Straight hex only

Ball End Allen Key

Order No	Ball End Allen Key (Inch Sets)													
8	.050	1/16	5/64	3/32	7/64	1/8	9/64	5/32						
12	.050	1/16	5/64	3/32	7/64	1/8	9/64	5/32	3/16	7/32	1/4	5/16		
13	.050	1/16	5/64	3/32	7/64	1/8	9/64	5/32	3/16	7/32	1/4	5/16	3/8	
10	1/16	5/64	3/32	7/64	1/8	9/64	5/32	3/16	7/32	1/4				
7	5/64	3/32	7/64	1/8	9/64	5/32	3/16							
Order No	Ball End Allen Key (MM Sets)													
6	1.5	2	2.5	3	4	5								
9	1.5	2	2.5	3	4	5	6	8	10					



Screw Driver Ball End Allen Key

Order No	Screw Drive Ball End Allen Key Set (Inch Sets)													
8S	.050	1/16	5/64	3/32	7/64	1/8	9/64	5/32						
8	7/64	1/8	9/64	5/32	3/16	7/32	1/4	5/16						
13	.050	1/16	5/64	3/32	7/64	1/8	9/64	5/32	3/16	7/32	1/4	5/16	3/8	
7	5/64	3/32	7/64	1/8	9/64	5/32	3/16							
Order No	Screw Drive Ball End Allen Key (MM Sets)													
6	1.5	2	2.5	3	4	5								
7	1.27	1.5	2	2.5	3	4	5							
9	1.5	2	2.5	3	4	5	6	8	10					